



MAINE PEOPLE'S RESOURCE CENTER PUBLIC OPINION SURVEY

December 14-17, 2013 ■ N=434

Accuracy

2

“Uncannily close... Considering the final results, the center receives kudos for its work.” –**Portland Press Herald**

“MPRC is bringing transparency and accountability to a challenging area of public debate... MPRC is elevating the discourse around what Maine people actually think and want.” –**Portland Phoenix**

“While there are conflicting numbers from two pollsters, I tend to believe the Maine People's Resource Center, or MPRC, has the more accurate findings. Over the last two years they have polled eight contests and, without fail, their findings among the published public polls have been closest to the actual results.” –**Former LePage Administration Communications and Policy Director Dan Demeritt**

Methodology

3

- A survey of 434 likely Maine voters in State House districts where the outcome of the 2012 election was determined by fewer than 150 votes was conducted by interactive voice response from December 14th through 17th, 2013. Calls were made at different times of day to maximize the diversity of possible respondents. Questions were recorded by a female interviewer.
- Survey results were mathematically weighted by gender, age and geographic area to ensure an accurate representation of the population being surveyed. The sample was not weighted by party or ideology.
- The margin of error of this survey is 4.7%, 95 times out of 100. Sub-samples may have a larger margin of error.
- Frequencies and percentages may not always add up to the total number of responses or to 100%, due to weighting and rounding.

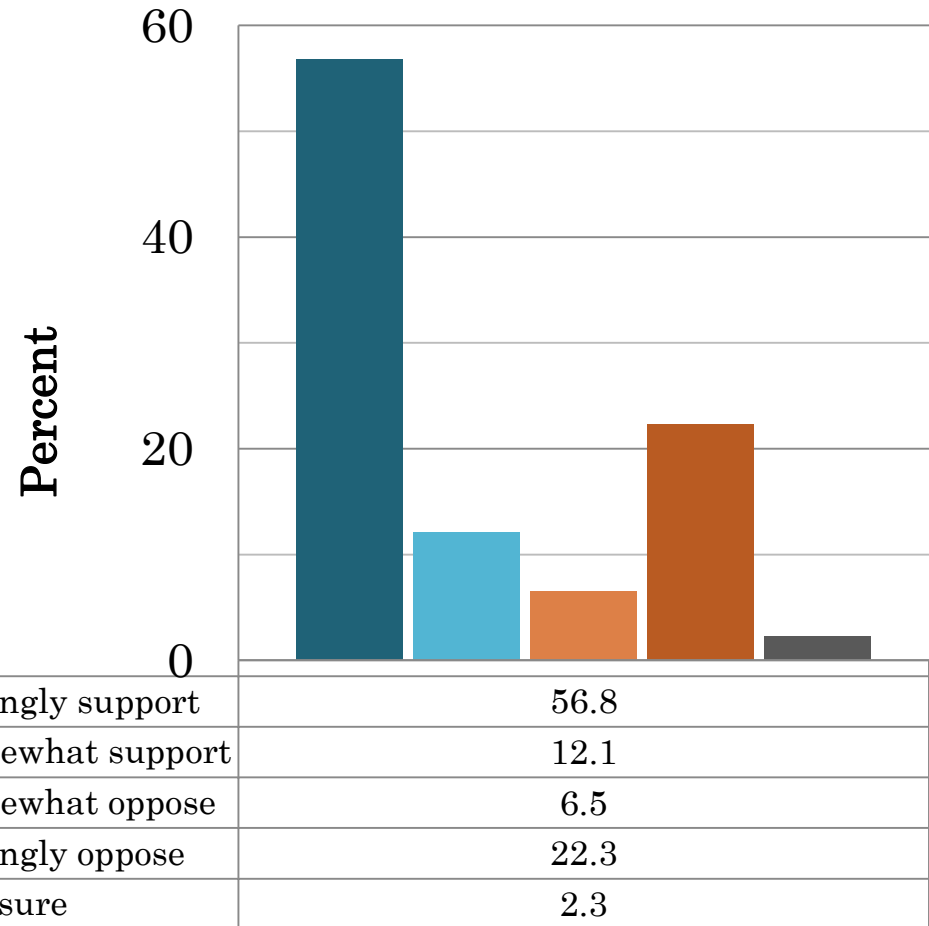
MPRC is a non-partisan, non-profit organization dedicated to giving people, especially those groups that are under-represented in civic life, skills and information to participate in the decision-making processes that affect them.

House Districts Surveyed

House District	Party Control	2012 Margin (votes)	Percentage of Survey
5	D	112	3.4%
29	D	11	3.7%
30	R	106	4.4%
41	R	104	4.6%
44	R	110	5.1%
45	D	31	4.4%
51	D	91	5.3%
52	R	140	4.4%
54	D	52	4.1%
57	R	129	3.4%
70	D	4	4.1%
80	R	4	4.6%
93	D	97	4.1%
94	D	42	4.6%
96	R	88	5.1%
101	D	109	4.8%
109	D	34	5.1%
127	R	12	5.1%
128	R	115	5.5%
137	D	15	4.8%
144	D	23	4.8%
145	D	143	4.6%

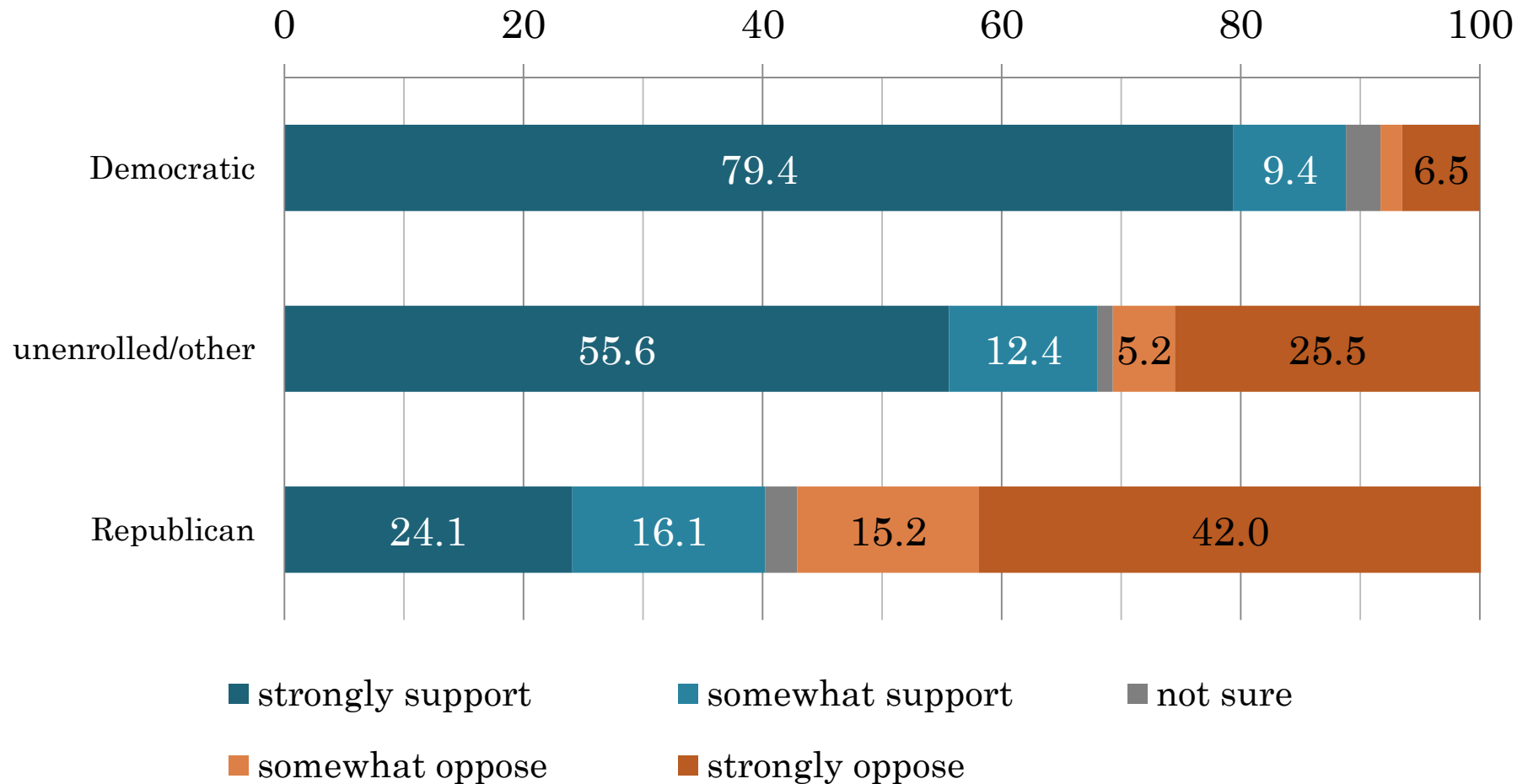
MaineCare Expansion

- Under the new federal health care law, nearly 70,000 people in Maine who are uninsured right now could get health care coverage through Medicaid, known in Maine as MaineCare, starting in 2014. The governor and state elected officials can choose to accept federal dollars that have been allocated to cover these people in Maine, or to turn the money down and not cover these people. The federal dollars cover 100% of the costs in the first three years, and 90% of the costs after that.



MaineCare Expansion by Party

6



National Comparison

7

- The same question (developed by a partnership of Republican, Democratic and non-partisan pollsters) has been asked in states across the country over the past year.

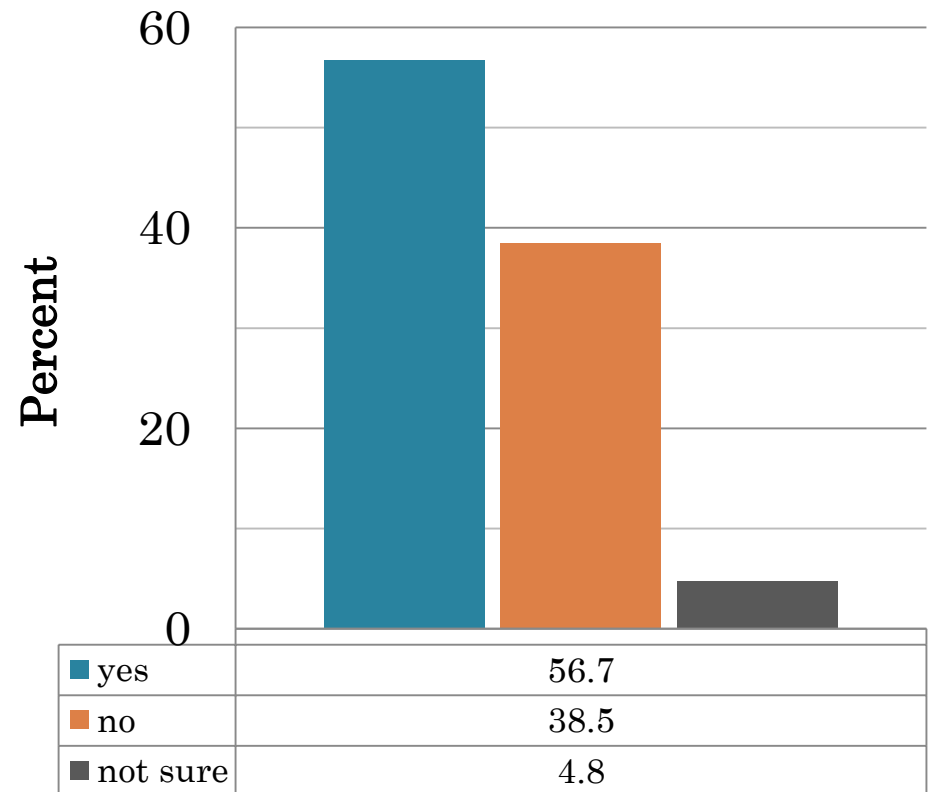
State	% Support	% Oppose	Difference
Florida	63	25	+38
Iowa	67	27	+40
Kentucky	63	23	+40
Michigan	63	23	+40
New Jersey	70	21	+49
New Mexico	65	23	+42
Pennsylvania	65	25	+40
Texas	58	30	+28
Maine (statewide)*	68	27	+41
Maine (swing HDs)	69	29	+40

*April, 2013

Family/Friends Without Coverage

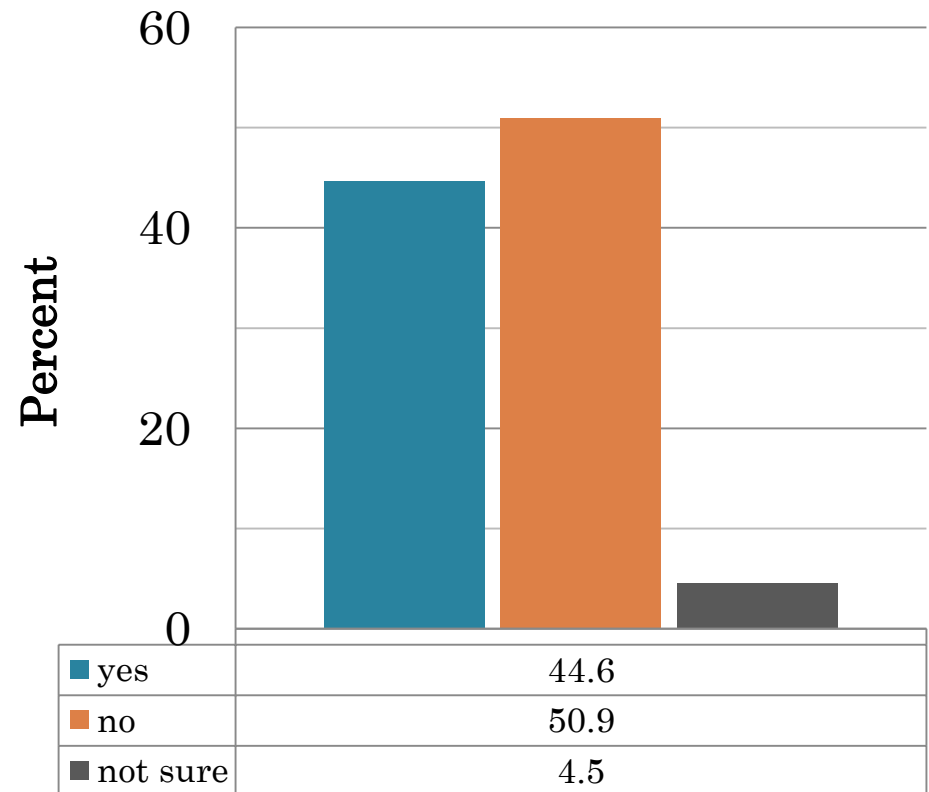
8

- Do you have any close friends or family members who do not have health insurance right now?



Delaying Treatment

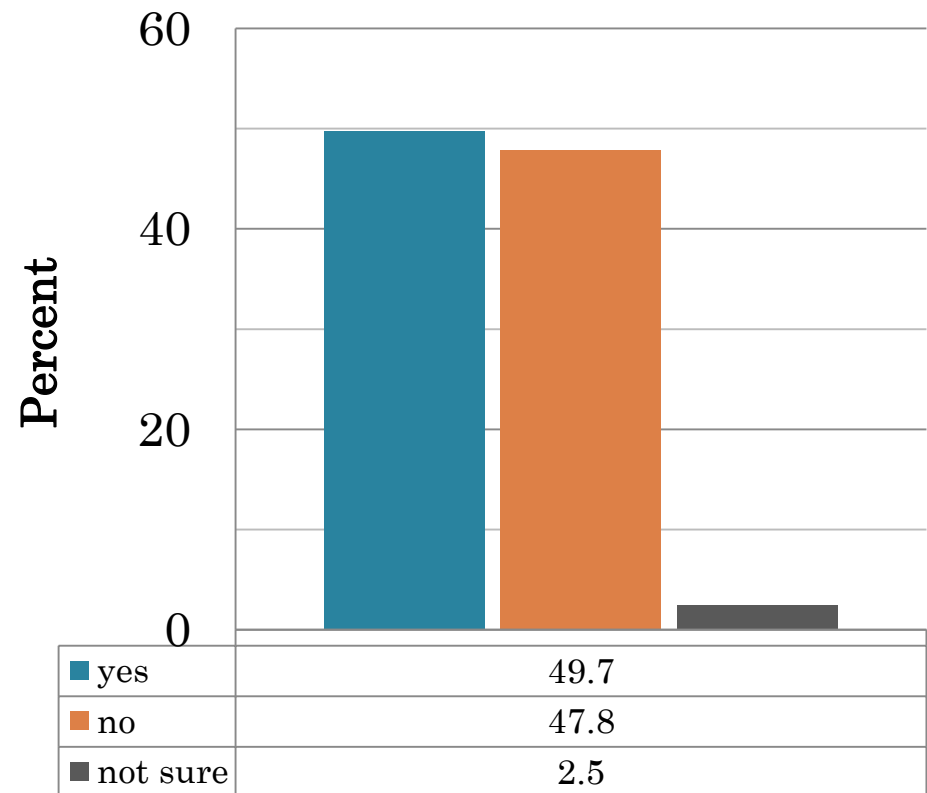
- In the past twelve months, have you or a member of your family put off any sort of medical treatment because of the costs you would have to pay?



Coverage through Medicaid

10

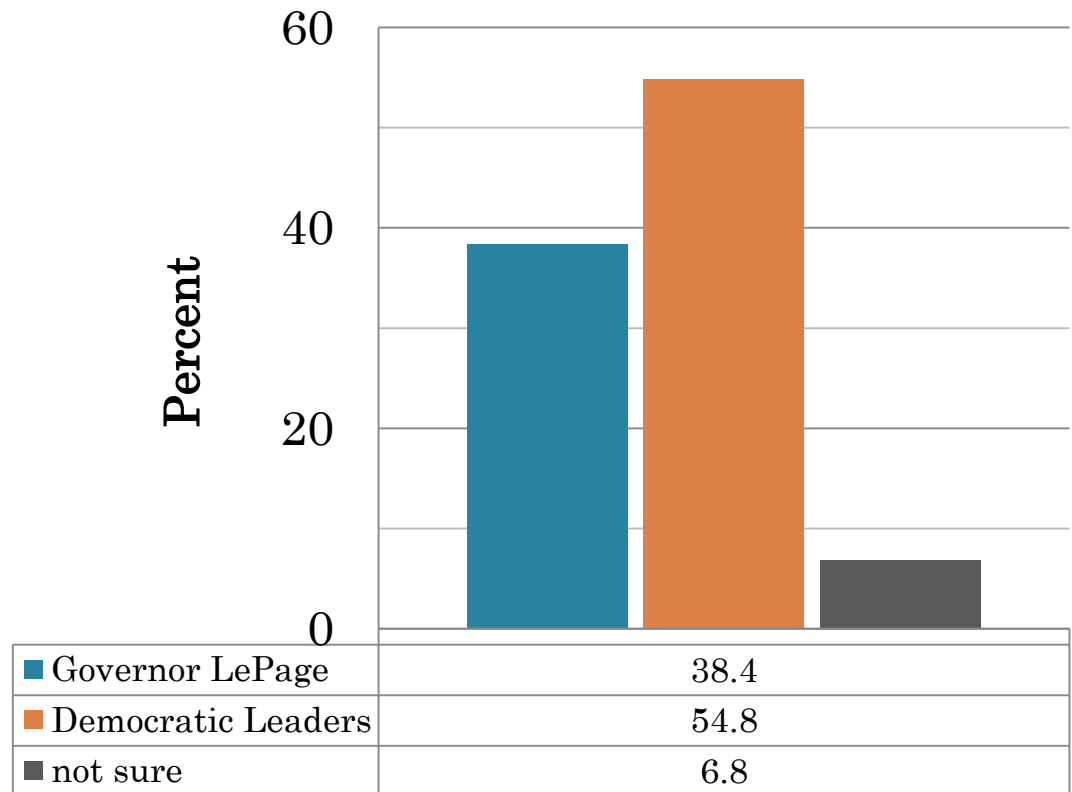
- Have you, a family member, or a close friend ever had health insurance through Medicaid or MaineCare?



Trust on Health Care

11

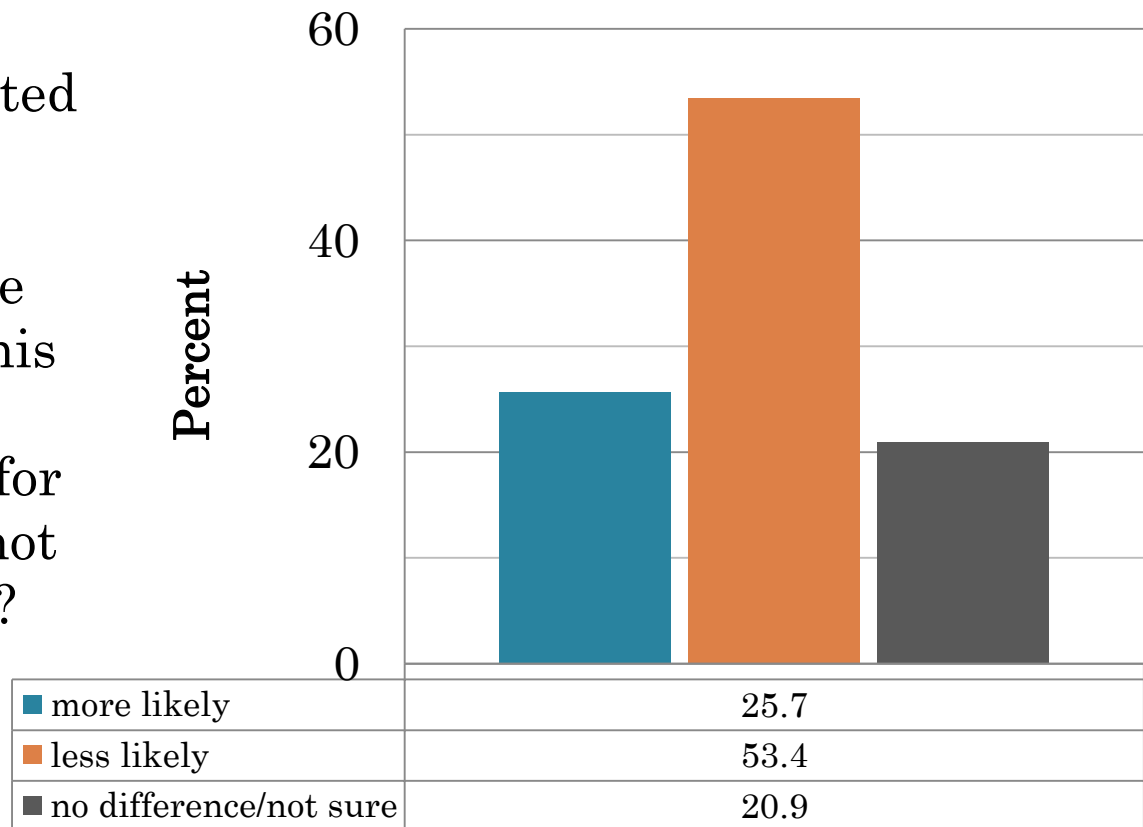
- On the issue of health care, would you say that you are more likely to trust Governor LePage or are you more likely to trust Democratic leaders in the state Legislature?



Issue Effect on Voting

12

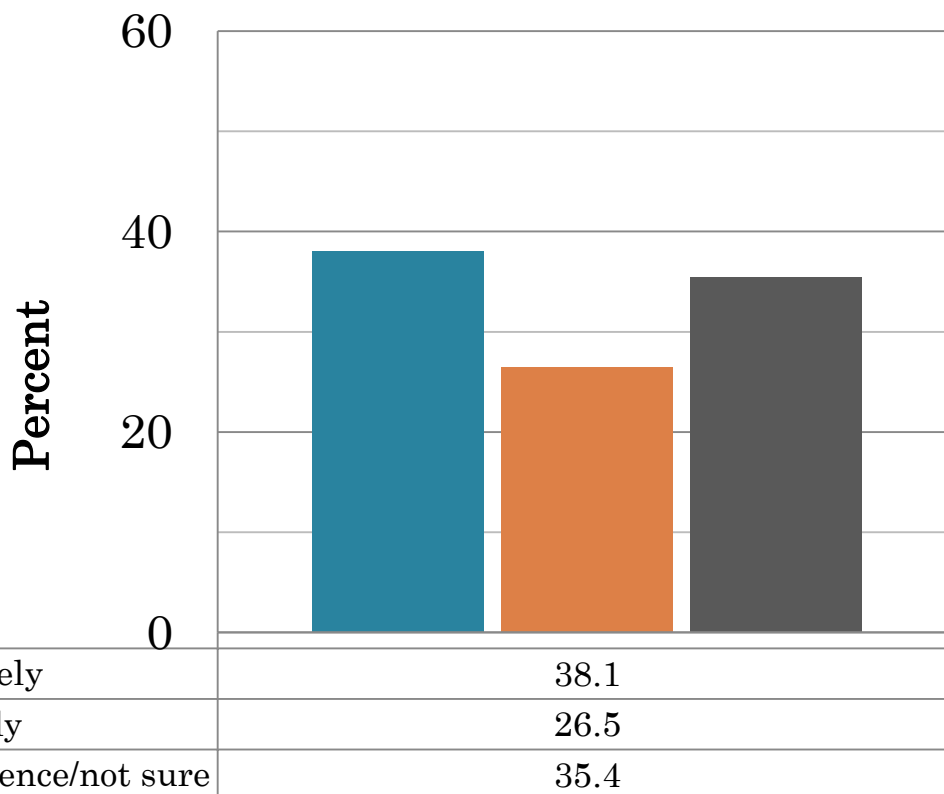
- If your State Representative voted against accepting federal funds to expand MaineCare coverage, would this make you more or less likely to vote for them or would it not make a difference?



Gov. LePage Effect on Support

13

- Would the fact that Governor LePage opposes accepting federal funds to expand health care coverage through MaineCare make you more likely or less likely to support accepting federal funds to expand MaineCare coverage?



Frequencies

14

Age	%
18-34	15.8
35-49	23.6
50-64	34.3
65+	26.3

Party	%
Democratic	38.9
Republican	25.9
Independent/other	35.2

Gender	%
Female	52.7
Male	47.3

Ideology	%
Very liberal	15.9
Somewhat liberal	21.5
Moderate	32.4
Somewhat conservative	18.7
Very conservative	11.2
Not sure	0.3